

Mid-West Rental Monitor

March 2023



**Limerick
Chamber**
Advancing business together



Mid-West at a Glance

March 2023



▲▲ **102**

Residential homes available to rent in the Mid-West for March 2023. This is an increase from last month.

▲▲ **€1,396**

Average monthly rent, with a Median of €1,300. Both have increased.

▲▲ **14** *1-bed premises available*

▲▲ **32** *Of the total homes are apartments*

Residential Overview



Limerick Chamber
Advancing business together

March 2023 sees a rise in residential availability in Co. Limerick (+21), while Limerick City & Environs (+2), Co. Clare (+2) and Co. Tipperary (+2) saw smaller increases in availability. Average price remains similar to last months average rents across the Mid-West. Co. Clare (+€47) saw the largest jump, while Limerick City & Environs (+€2), Co. Limerick (-€22) and Co. Tipperary (-€1) saw smaller changes.

Co. Limerick & Limerick City

There were two one-bed homes available to rent in Limerick City & Environs for March and four for the whole of Co. Limerick. 8 apartments were available to rent in Limerick City, while there were 11 in the whole county. 6 out of the 18 residential homes available in March for Limerick City had a BER rating of B3 or higher, while 12 of the 37 homes for the whole county did.

Co. Clare

Co. Clare had four one-bed homes available to rent in March, a fall on the previous month (-6). 11 apartments were available to rent, five less than the previous month. 6 of the 33 residential homes available to rent in March had a BER rating of B3 or higher.

Co. Tipperary

Three less homes were available in March to rent for residential purpose than in February (22 vs 25). There were 6 one-beds available in March, two more than last months total. 10 apartments were available in March, while 10 apartments were also available in February.



Residential Breakdown:

- Of the 18 (+2 MoM) available residential homes available in Limerick City and Environs, its residential availability spread across several areas, the highest of which were Limerick City Centre (5) and Castletroy (3). The average price for a residential home in Limerick City was €1,834.
- There were 47 (+21 MoM) available residential homes in the whole of Co. Limerick (including City & Environs) this month. 29 were spread across Limerick County, 6 of which were in Newcastle West and 6 were in Ahane & Castleconnell. The remaining homes were spread across Limerick County. The average price for a residential home in Co. Limerick was €1,620.
- Of the 33 (-2 MoM) available residential homes in Co. Clare, 17 were located in Ennis, with the remainder spread across the county. There was one home available to rent in Shannon. The average price for a residential home was €1,246.
- For the 22 (-3 MoM) available homes to rent in Co. Tipperary for March 2023, Clonmel (5), Carrick-on-Suir (4) and Cashel (4) had the most rental adverts. The average price for a residential home was €1,141.

Limerick City



22

All rental homes available



Limerick Chamber
Advancing business together

Residential Homes

18

€1,834
Average Price

€1,663
Median Price

2
1-beds

8
Apartments

BER: G(*1), F(*1), D(*1), C(*7), B(*3), A(*3),
Exe.(*2)

Student Homes

0

€ -
Average Price

€ -
Median Price

0
1-beds

0
Apartments

BER:

Executive Homes

1

€2,000
Average Price

€ -
Median Price

1
1-beds

1
Apartments

BER: Exe.(*1)

Short-Term Rentals

3

€2,263
Average Price

€2,150
Median Price

1
1-beds

2
Apartments

BER: B(*1), A(*2)

Co. Limerick



53 ▲▲

All rental homes available



Limerick Chamber
Advancing business together

Residential Homes



€1,620
Average Price

€1,400
Median Price

4
1-beds

11
Apartments

BER: G(*1), F(*2), D(*4), C(*19), B(*9), A(*3), Exe.(*9)

Student Homes



€ -
Average Price

€ -
Median Price

0
1-beds

0
Apartments

BER:

Executive Homes



€2,000
Average Price

€ -
Median Price

1
1-beds

1
Apartments

BER: Exe. (*1)

Short-Term Rentals



€1,678
Average Price

€1,140
Median Price

2
1-beds

3
Apartments

BER: B(*1), A(*3) Exe.(*1)

Co. Clare



37




All rental homes available



Limerick Chamber
Advancing business together

Residential Homes



€1,246
Average Price

€1,200
Median Price

4
1-beds

11
Apartments

BER: G(*1), F(*1), E(*1), D(*6), C(*12), B(*4), A(*2) Exe.(*6),

Student Homes



€ -
Average Price

€ -
Median Price

0
1-beds

0
Apartments

BER:

Executive Homes



€3,500
Average Price


€ -
Median Price

0
1-beds

0
Apartments

BER: C(*1)

Short-Term Rentals



€1,900
Average Price

€1,500
Median Price

0
1-beds

0
Apartments

BER: C(*2), B(*1),

Co. Tipperary



25



All rental
homes
available



**Limerick
Chamber**
Advancing business together

Residential Homes

22



€1,141

Average Price

€1,100

Median Price

6

1-beds

10

Apartments

BER: D(*3), C(*10), B(*3), A(*1), Exe.(*5)

Student Homes

0



€ -

Average Price

€ -

Median Price

0

1-beds

0

Apartments

BER:

Executive Homes

0



€ -

Average Price

€ -

Median Price

0

1-beds

0

Apartments

BER:

Short-Term Rentals

3



€827

Average Price

€700

Median Price

1

1-beds

2

Apartments

BER: D(*1), C(*1), B(*1)

Residential Home 6-Month Trend



Oct-22 Nov-22 Dec-22 Jan-23 Feb-23 Mar-23

Limerick City

<i>No. of Homes</i>	25	24	26	16	16	18
<i>Average Price</i>	€1,693	€1,770	€1,776	€1,913	€1,828	€1,834

Co. Limerick

<i>No. of Homes</i>	40	44	50	28	26	47
<i>Average Price</i>	€1,447	€1,587	€1,589	€1,834	€1,642	€1,620

Co. Clare

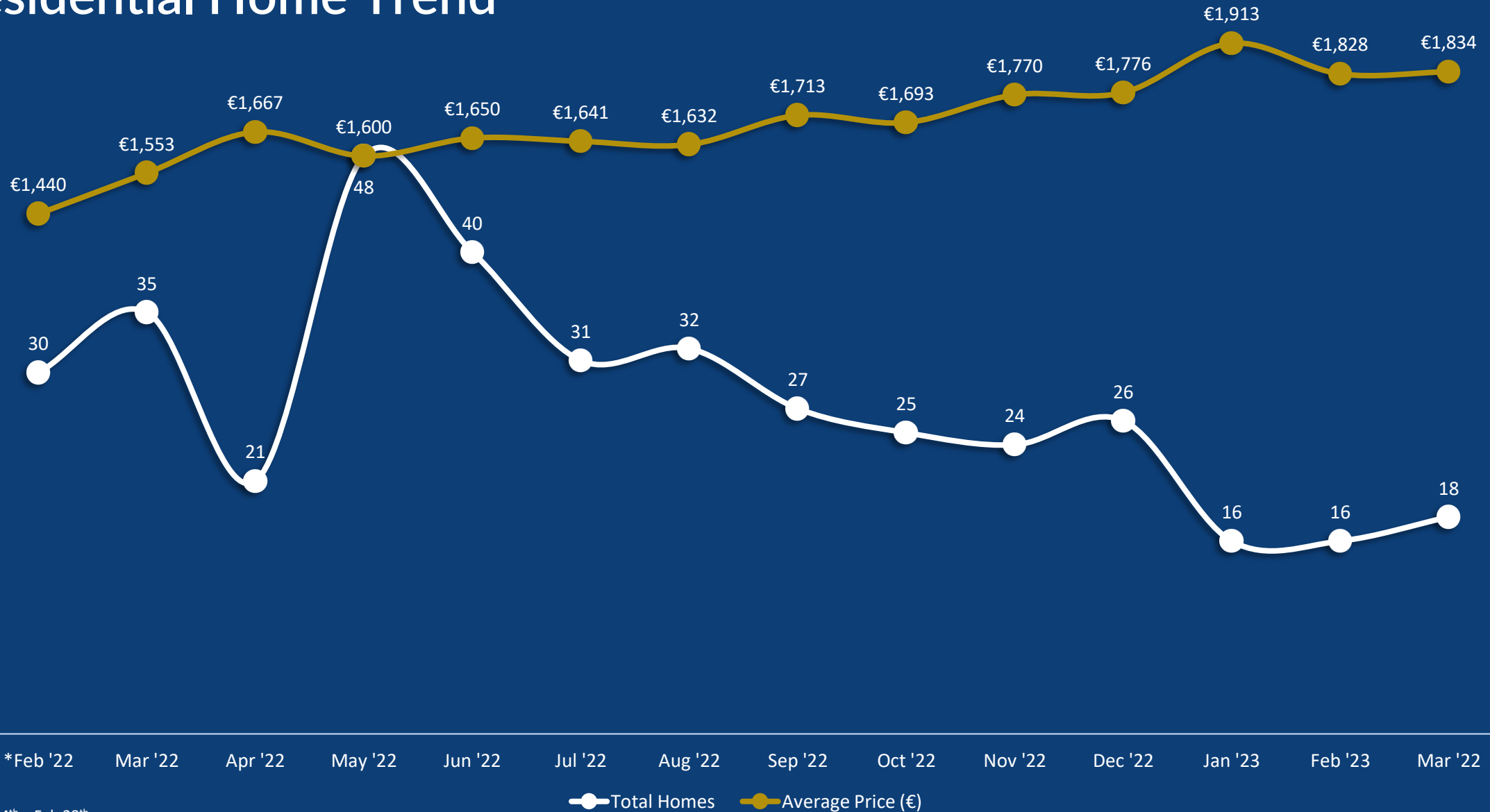
<i>No. of Homes</i>	41	41	26	30	35	33
<i>Average Price</i>	€1,193	€1,263	€1,184	€1,243	€1,199	€1,246

Co. Tipperary

<i>No. of Homes</i>	48	44	25	37	25	22
<i>Average Price</i>	€1,052	€1,059	€1,206	€1,091	€1,142	€1,141

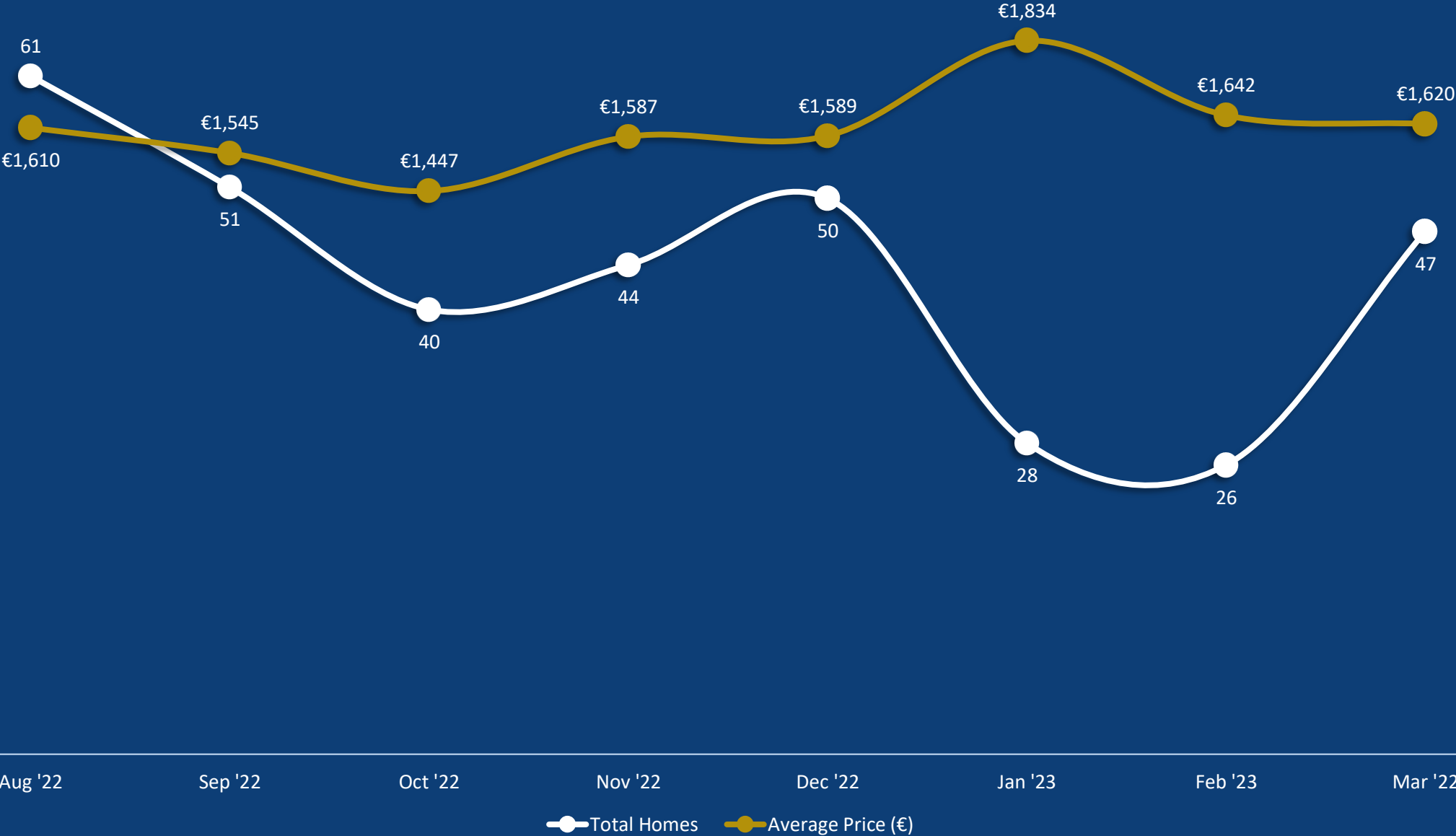


Limerick City: Residential Home Trend



*Feb 14th – Feb 28th

Co. Limerick: Residential Home Trend



Co. Clare: Residential Home Trend



Co. Tipperary: Residential Home Trend

